

POWER QUERY RECIPES

Master Your Data in
Excel & Power BI





About Power Query Recipes

These cards are a set of ready-to-use Power Query Recipes to lead you step-by-step through a variety of data transformations and techniques. These cards are a useful reference where you can look up the exact steps needed for a particular data transformation pattern. We hope you find them as handy as we do ourselves!

Using the Recipe Cards

The Table of Contents and the recipe cards are fully linked so you can easily navigate between them. Clicking on the recipe number or name on the Table of Contents will take you directly to that recipe. Likewise, if a recipe card references another recipe, clicking that reference will take you directly to the referenced recipe.

Many of the recipes are also linked to corresponding videos in one or more of our Skillwave Training courses, and are indicated with the video icons shown here:



*Power Query
Academy*



*Dimensional Modeling
for the Excel Pro*



*Dimensional Modeling
for the Power BI Pro*

If you are enrolled in the corresponding course(s) indicated on the recipe card, clicking the video icon will take you to that video on the course site. Please note that you will first need to login to the course site before being able to watch the video. *You will not be able to watch the video if you are not enrolled in the corresponding course.*

If you are on the ongoing subscription of these cards, we will let you know when new cards have been added to the set you so can download your updated copy.





Power Query Recipes – Table of Contents

Course for Corresponding Video:

00. BEST PRACTICE ARCHITECTURES

- 0.100.1902 Files as a Data Source
- 0.110.2010 Creating a Staging Query
- 0.120.2010 Modifying Query Load Destinations
- 0.410.2010 Creating Fact Tables
- 0.510.2010 Creating Dimension Tables
- 0.520.2010 Creating Bridge Tables
- 0.530.2010 Creating Composite Keys
- 0.540.2010 Flattening Snowflaked Dimensions

10. SPLITTING DATA

- 10.100.1910 Split Records into Columns
- 10.105.1910 Split Records into Rows

20. RESHAPING DATA

- 20.100.1910 Pivoting Data
- 20.105.1910 Unpivoting Data
- 20.106.1906 Keep *nulls* During Unpivot
- 20.107.1910 Prevent Errors During Unpivot

Power Query Academy	Dimensional Modeling	
n/a	n/a	n/a
n/a		
n/a		
n/a		
n/a		
n/a		
Power Query Academy	Dimensional Modeling	
	n/a	n/a
	n/a	n/a
Power Query Academy	Dimensional Modeling	
	n/a	n/a
	n/a	n/a
n/a	n/a	n/a
n/a	n/a	n/a

Look for the Pattern Difficulty Scale:



No Code



Lo Code



Pro Code

© www.skillwave.training

ISBN 978-1-61547-246-8



9 781615 472468

US\$19.95



TOC: 00.001.2103





Power Query Recipes – Table of Contents

Course for Corresponding Video:

20. RESHAPING DATA CONT...

- 20.110.1910 Transposing Data
- 20.115.1910 Unpivot Subcategorized Data
- 20.116.1910 Unpivot Subcategories – Big Data
- 20.120.1910 Pivoting Stacked Data
- 20.140.2012 Pivoting Horizontal Pairs
- 20.150.2103 Remove Top x (Dynamic) Rows

30. COMBINING DATA

- 30.100.1910 7 Ways to Join Your Data
- 30.105.2103 Exact Match
- 30.110.2103 Left Outer Join
- 30.111.2103 Right Outer Join
- 30.112.2103 Full Outer Join
- 30.113.2103 Inner Join
- 30.114.2103 Left Anti Join
- 30.115.2103 Right Anti Join
- 30.116.2103 Full Anti Join
- 30.120.2103 Cartesian Product (Many to Many Join)

Look for the Pattern
Difficulty Scale:



No Code



Lo Code



Pro Code

© www.skillwave.training

Power Query Academy	Dimensional Modeling	
	n/a	n/a
	n/a	n/a
	n/a	n/a
	n/a	n/a
	n/a	n/a
n/a	n/a	n/a
Power Query Academy	Dimensional Modeling	
	n/a	n/a
	n/a	n/a
	n/a	n/a
	n/a	n/a
	n/a	n/a
	n/a	n/a
	n/a	n/a
	n/a	n/a
	n/a	n/a
	n/a	n/a

ISBN 978-1-61547-246-8



9 781615 472468

US\$19.95



TOC: 00.002.2103





Power Query Recipes – Table of Contents

30. COMBINING DATA CONT...

- 30.125.1910 Approximate Match
- 30.130.2012 Fuzzy Matching

35. APPENDING DATA

- 35.100.1910 Basic Append
- 35.400.1908 Appending Data Recipe Navigation
- 35.410.1910 Local/Network Drive “FilesList” Query
- 35.412.1901 SharePoint/Office 365 Groups “FilesList” Query
- 35.414.1901 OneDrive for Business “FilesList” Query
- 35.420.1910 Combine All “Flat” Files in a Folder
- 35.500.1910 Appending a Named Worksheet or Table from Multiple Excel Files
- 35.510.1907 Appending Contents of xth Table or Worksheet from Multiple Excel Files
- 35.520.1907 Appending Contents and Name of xth Table

40. CONDITIONAL LOGIC

- 40.100.1910 Extract to New Column Based on Prior Row
- 40.105.1910 Extract to New Column Based on Next Row

Look for the Pattern
Difficulty Scale:




© www.skillwave.training

Course for Corresponding Video:

Power Query Academy	Dimensional Modeling	
	n/a	n/a
	n/a	n/a
	n/a	n/a
n/a	n/a	n/a
	n/a	n/a
n/a	n/a	n/a
n/a	n/a	n/a
	n/a	n/a
	n/a	n/a
n/a	n/a	n/a
n/a	n/a	n/a
Power Query Academy	Dimensional Modeling	
	n/a	n/a
	n/a	n/a

ISBN 978-1-61547-246-8



TOC: 00.003.2103



9 781615 472468



Power Query Recipes – Table of Contents
























50. RANKING

- 50.100.2001 Ordinal Ranking
- 50.105.2001 Standard Competition Ranking
- 50.110.2001 Modified Competition Ranking
- 50.115.2001 Dense Ranking
- 50.120.2004 Fractional Ranking
- 50.125.2010 Number Grouped Rows

60. DATE & TIME TECHNIQUES

- 60.001.2010 Overview: Creating Dynamic Calendar Tables Part 1
- 60.002.2010 Overview: Creating Dynamic Calendar Tables Part 2
- 60.100.2010 Dynamic Calendar Boundaries: Standard Year Ends
- 60.105.2010 Dynamic Calendar Boundaries: Non-Standard Year Ends
- 60.110.2010 Helper Queries for Custom Calendars
- 60.120.2010 Year End Adjustment for Non-Standard Year Ends: 12-Month Calendars
- 60.130.2010 Year End Adjustment for Non-Standard Year Ends: 364-Day Calendars

Course for Corresponding Video:

Power Query Academy	Dimensional Modeling	
	n/a	n/a
	n/a	n/a
	n/a	n/a
	n/a	n/a
	n/a	n/a
		
Power Query Academy	Dimensional Modeling	
n/a		
n/a		
		
n/a		
n/a		
n/a		
n/a		

Look for the Pattern Difficulty Scale:



No Code



Lo Code



Pro Code

© www.skillwave.training

ISBN 978-1-61547-246-8



9 781615 472468

US\$19.95



TOC: 00.004.2103





Power Query Recipes – Table of Contents

Course for Corresponding Video:

60. DATE & TIME TECHNIQUES CONTINUED...

60.210.2010	Dynamic Calendar: Start Date to End Date
60.220.2004	Dynamic Calendar: Start Date + x Days
60.330.2010	Fiscal Periods for 12-Month Non-Standard Year Ends
60.410.2010	PeriodID Column Recipes for 364-Day Calendars
60.420.2010	MonthID Column Recipe for 364-Day Calendars
60.430.2010	Fiscal Period Columns for 445/454/544 Calendars
60.510.2010	PeriodID Column Formulae for 13 x 4-Week Calendars
60.530.2010	Fiscal Period Columns for 13 x 4-Week Calendars
60.800.2010	Replace <i>null</i> with Current Date
60.900.1903	Convert a Unix Timestamp to a Valid Date
60.910.1903	Convert UTC DateTime to Local DateTime
60.920.1903	Switching DateTimes Zones

70. MISCELLANEOUS

70.100.2001	Add a Random Number to all Table Rows
70.110.1908	Difference from Prior Row
70.120.1908	Import the Most Recent File in a Folder

Power Query Academy	Dimensional Modeling	
	n/a	n/a
n/a		
n/a		
n/a		
n/a		
n/a		
n/a		
n/a	n/a	n/a
n/a	n/a	n/a
n/a	n/a	n/a
Power Query Academy	Dimensional Modeling	
	n/a	n/a
n/a	n/a	n/a
n/a	n/a	n/a

Look for the Pattern Difficulty Scale:



No Code



Lo Code



Pro Code

© www.skillwave.training

ISBN 978-1-61547-246-8



9 781615 472468

US\$19.95



TOC: 00.005.2103

